

CARNES COMPANY 448 S. Main St., P. O. Box 930040, Verona, WI 53593-0040 Phone: (608)845-6411 Fax: (608)845-6504 www.carnes.com

STANDARD FEATURES

- Durable, dual wall
- Galvanized construction
 - 18 ga. exterior wall
 - 22 ga. interior wall
- 600 to 6800 CFM
- Access doors (2)
- 1" rigid duct board insulation
- Indoor or outdoor applications
- VFD compatible motors
- MERV8 filters
- Control input terminal strip
 - Unit ON/OFF and filter switch
- Door interlocking disconnect
- UL listed
- AHRI 1060 certified

AVAILABLE OPTIONS

- High efficiency sensible or enthalpy cores
- 1, 2 & 3 core configurations
- Horizontal or horizontal/vertical (bottom) duct connections
- Economizer mode (supply only)
- Multiple defrost options:
 - Exhaust only
 - Exhaust recirculation
 - Electric pre-heat (mounted in inlet hood)
 - Bypass
- Supply and exhaust dampers with motors
 - Single and three-phase power; 120/208/240/277/480/575
- MERV13 filters
 - Weather hood with aluminum moisture-eliminating filters

DUCT ARRANGEMENTS

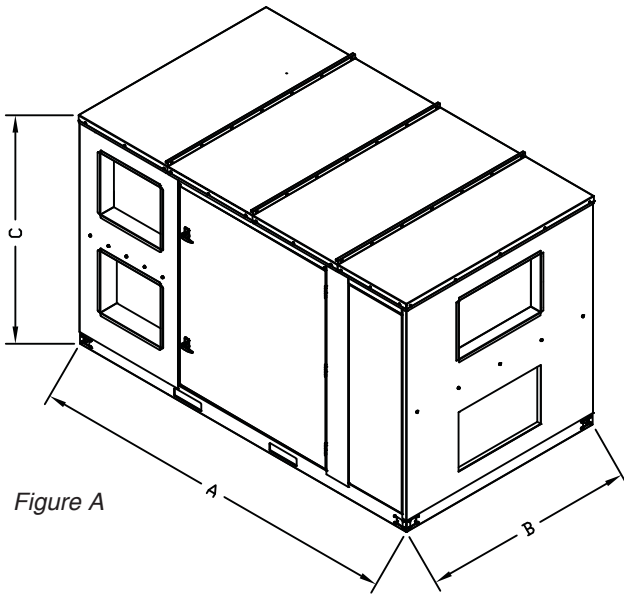
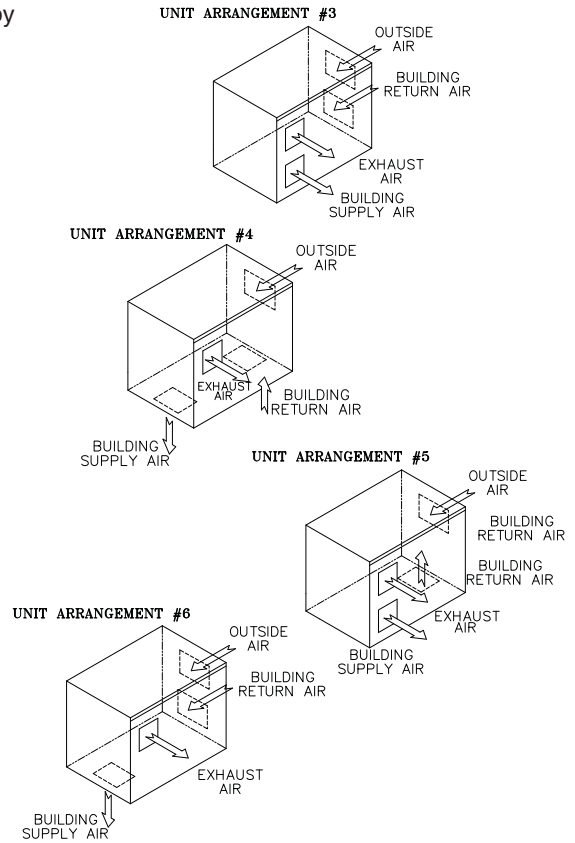


Figure A

Figure A Dimensions

| Size | CFM | A | B | C | Weight |
|------|-----------|-----|-------|----|--------|
| 21 | 600-2250 | 92 | 34.25 | 59 | 1150 |
| 22 | 1200-4500 | 96 | 54.75 | 59 | 1450 |
| 23 | 1800-6800 | 100 | 80.75 | 66 | 1950 |

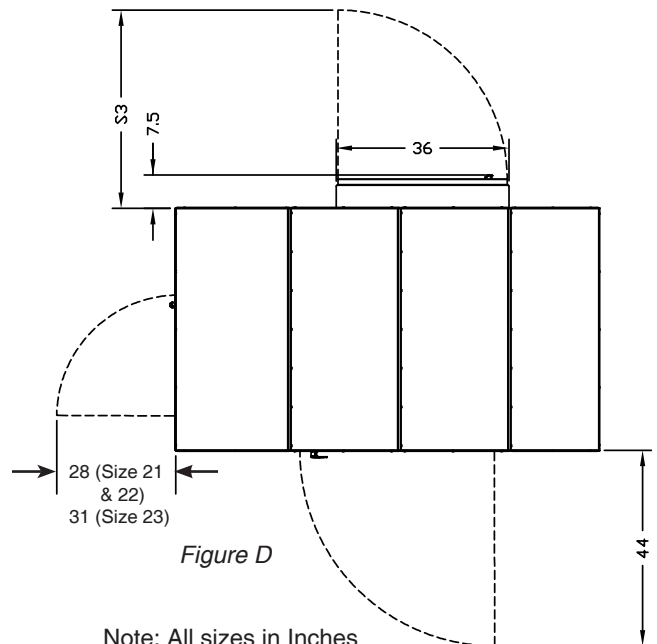
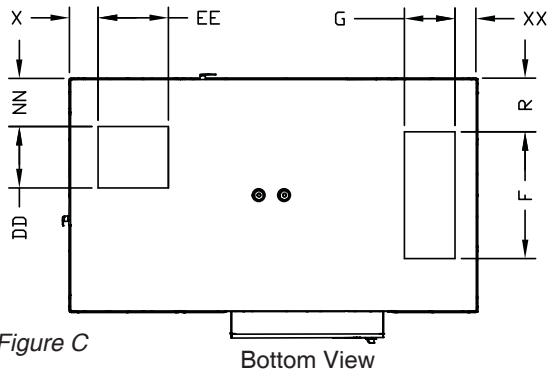
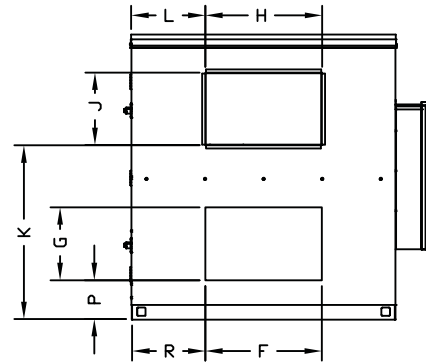
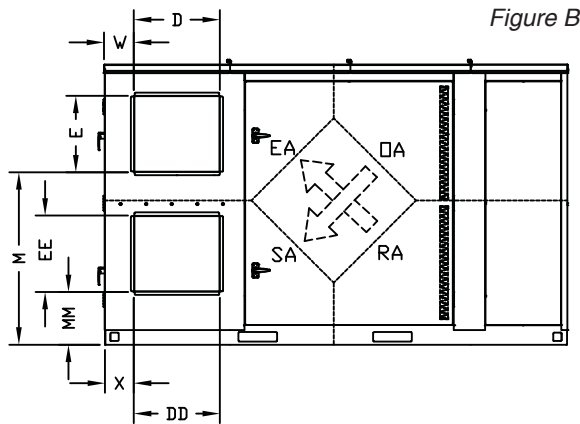


Figure D

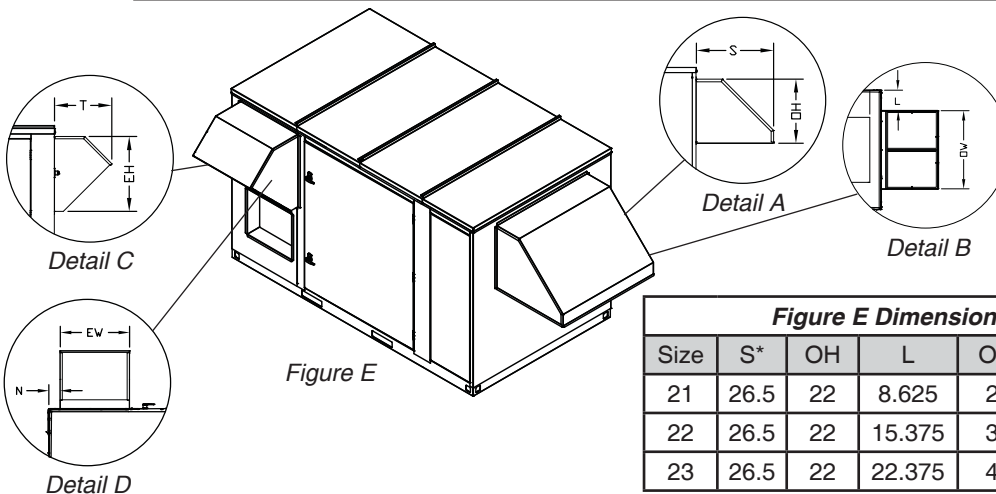
Note: All sizes in Inches



| Figure B Dimensions | | | | | | |
|---------------------|----|----|--------|-------|-------|-------|
| Size | F | G | R | P | EE | MM |
| 21 | 17 | 15 | 8.625 | 8.375 | 15 | 8.5 |
| 22 | 24 | 15 | 15.375 | 8.375 | 15.75 | 11 |
| 23 | 36 | 15 | 22.375 | 8.375 | 18 | 12.75 |

| Figure C Dimensions | | | | | | |
|---------------------|----|----|--------|----|--------|--------|
| Size | F | G | R | XX | EE | NN |
| 21 | 16 | 12 | 9.125 | 5 | 14.5 | 6.75 |
| 22 | 30 | 12 | 12.375 | 5 | 14.5 | 11.125 |
| 23 | 42 | 12 | 19.375 | 5 | 16.875 | 12.375 |

| Figure B & Figure C Dimensions | | | | | | | | | | |
|--------------------------------|-------|-------|--------|-------|----|----|--------|-------|-------|-------|
| Size | D | E | M | W | H | J | L | K | DD | X |
| 21 | 14 | 16 | 33.5 | 6 | 17 | 15 | 8.625 | 36.25 | 17 | 6 |
| 22 | 17.75 | 15.75 | 36 | 6.25 | 24 | 15 | 15.375 | 36.25 | 17.75 | 6.25 |
| 23 | 20.75 | 18 | 40.375 | 7.125 | 36 | 15 | 22.375 | 40.25 | 20.75 | 7.125 |



| Figure E Dimensions, Detail A, B, C & D | | | | | | | | |
|---|------|----|--------|----|----|------|---|-------|
| Size | S* | OH | L | OW | T | EH | N | EW |
| 21 | 26.5 | 22 | 8.625 | 24 | 17 | 19.5 | 0 | 26 |
| 22 | 26.5 | 22 | 15.375 | 36 | 19 | 25 | 0 | 30.25 |
| 23 | 26.5 | 22 | 22.375 | 48 | 19 | 25 | 0 | 35 |

*Dimension "S" increases to 32.5 when Coil Option "P" is selected.